

# Furniture facts Sweden - 2024

Source SCB/Svandata/TMF

## Important key figures

The Swedish furniture industry includes 2,402 companies, of which 1,598 are one-person businesses and 804 companies have a total of 12,290 employees. The industry is characterized by small and medium sized companies with an average of 16 employees.

The total annual production of furniture in Sweden is estimated to 26 billion SEK in 2024.

As the largest industry segment "Other furniture" and "Parts of furniture" represent 45 percent of the total production. Office furniture represent 17 percent followed by Kitchen furniture - 17 percent.

The consumption of furniture was estimated to 25,8 billion SEK in 2024, (production minus export plus import). Retail sales of furniture were 39 billion SEK in 2023 and the total number of employees in retail was 13,121. Approximately 30,500 people, including industry, retail and B2B, are employed in the furniture industry and the furniture retail trade.



Number of enterprises

**804**

Number of employees

**12 290**

Employees per company

**16**

Annual production, billion SEK

**26**

Consumption, billion SEK

**25,8**

Retail sales, billion SEK

**39**

## Export and import

The total estimated export of furniture was estimated to 20,8 billion SEK in 2024. 78-84 percent of Swedish production is exported. The export share for EU and remaining Europe together was approximately 90 percent and the most important export markets for Swedish furniture manufacturers were Norway (29 percent), Germany (12 percent) Denmark (12 percent), and Finland (7 percent).

The total import of furniture was estimated to 20,6 billion SEK. 74 percent of all imported furniture came from EU and Europe and 26 percent from Asia. China (21 percent), Poland (19 percent) Lithuania (13 percent) and Denmark (9 percent) are the largest import countries.



Exports, billion SEK

**20,8**

Export rate of production in %

**78-84**

Export share EU and Europe, %

**89-92**

Imports, billion SEK

**20,6**

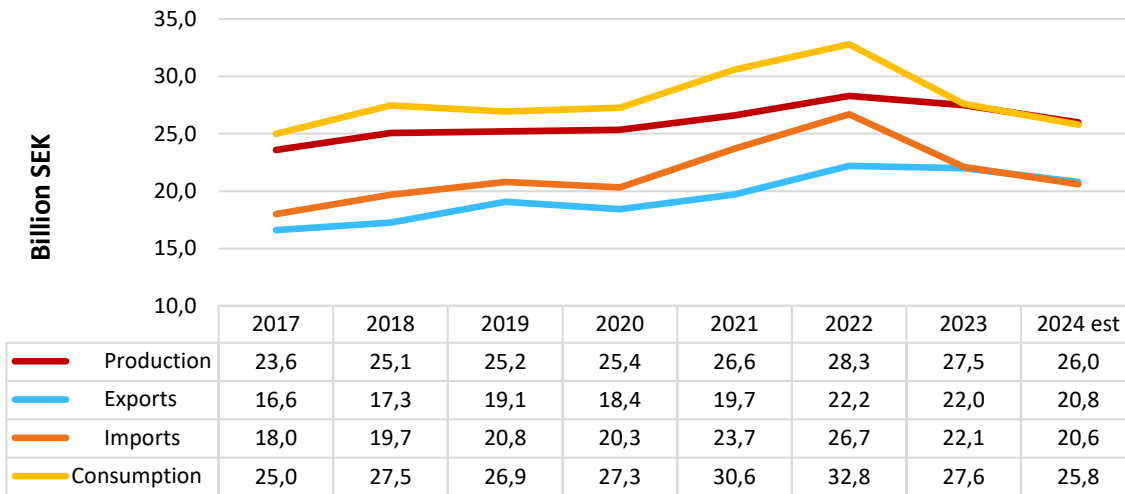
Import share EU and Europe, %

**74**

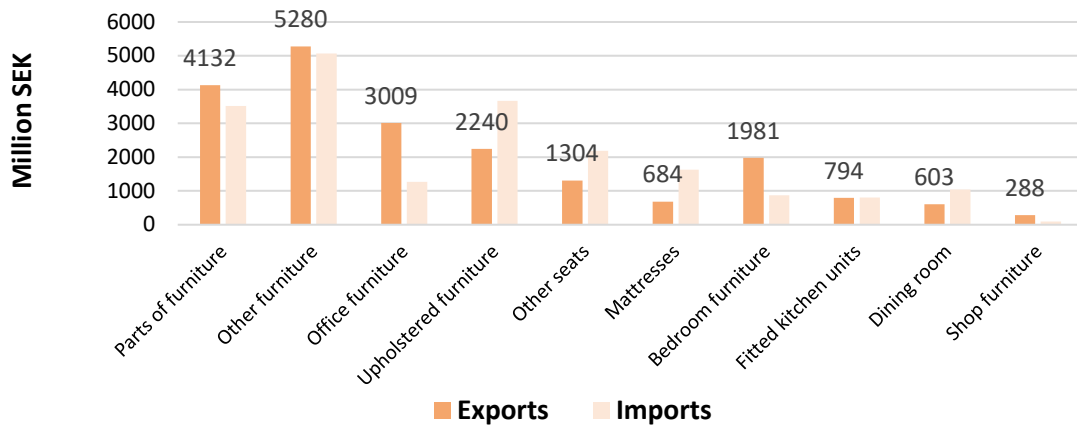
# Furniture facts Sweden - 2024

Source SCB/Svandata/TMF

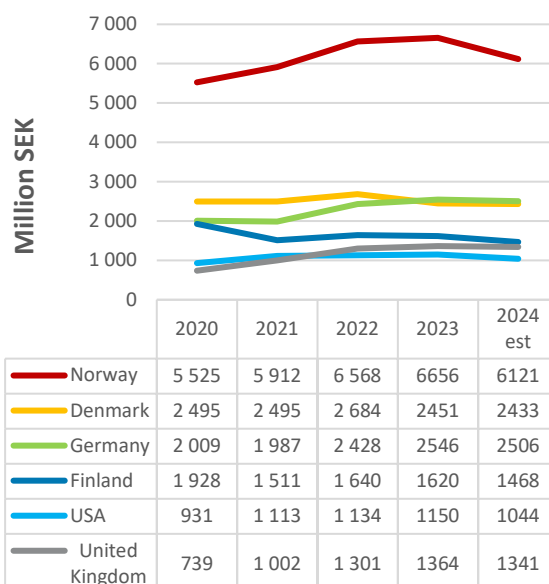
## 1. Swedish production, exports, imports and consumption



## 2. Exports/Imports by product groups



## 3. Exports by the largest countries



## 4. Imports by the largest countries

